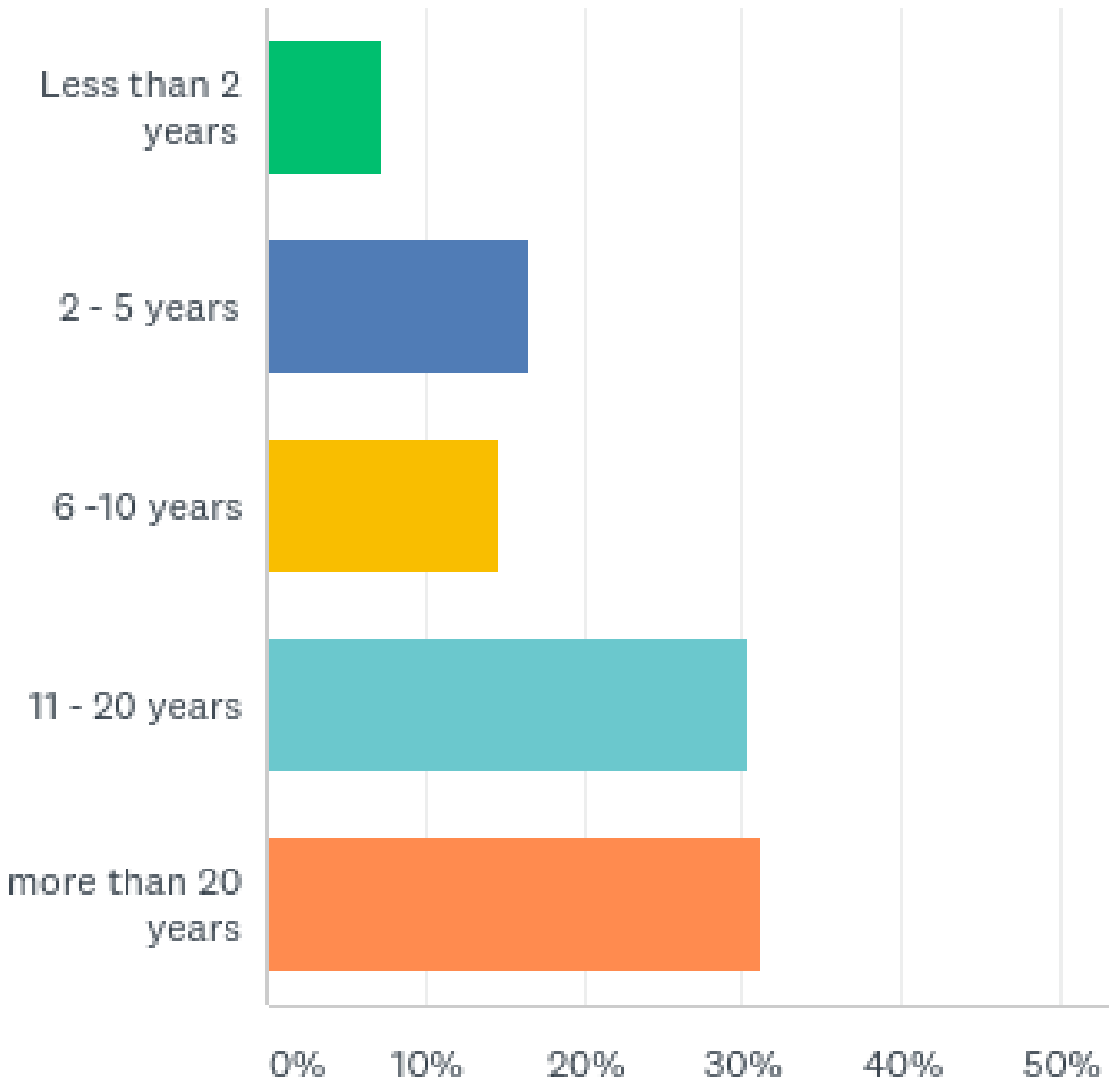


# **Minister Evaluation**

April 2018

# Q2: How long have you attended this congregation?

Answered: 109 Skipped: 1



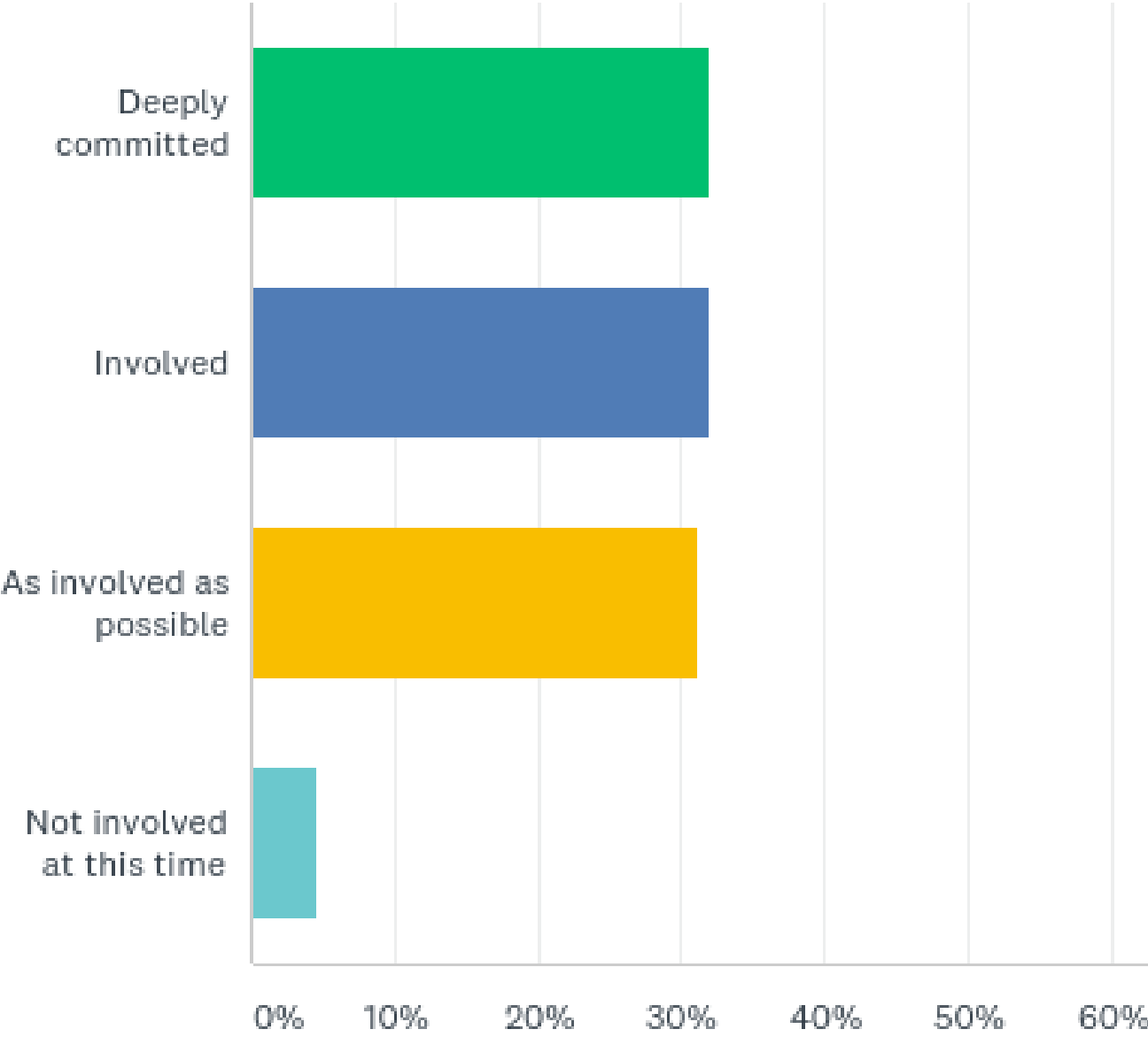
# Q2: How long have you attended this congregation?

Answered: 109 Skipped: 1

ANSWER CHOICES	RESPONSES	
Less than 2 years	7.34%	8
2 - 5 years	16.51%	18
6 -10 years	14.68%	16
11 - 20 years	30.28%	33
more than 20 years	31.19%	34
<b>TOTAL</b>		<b>109</b>

**Q3: Over the past four to six months, how would you rate your engagement in the church? Consider how often you attend service, volunteer, or attend church-related social functions.**

Answered: 109 Skipped: 1



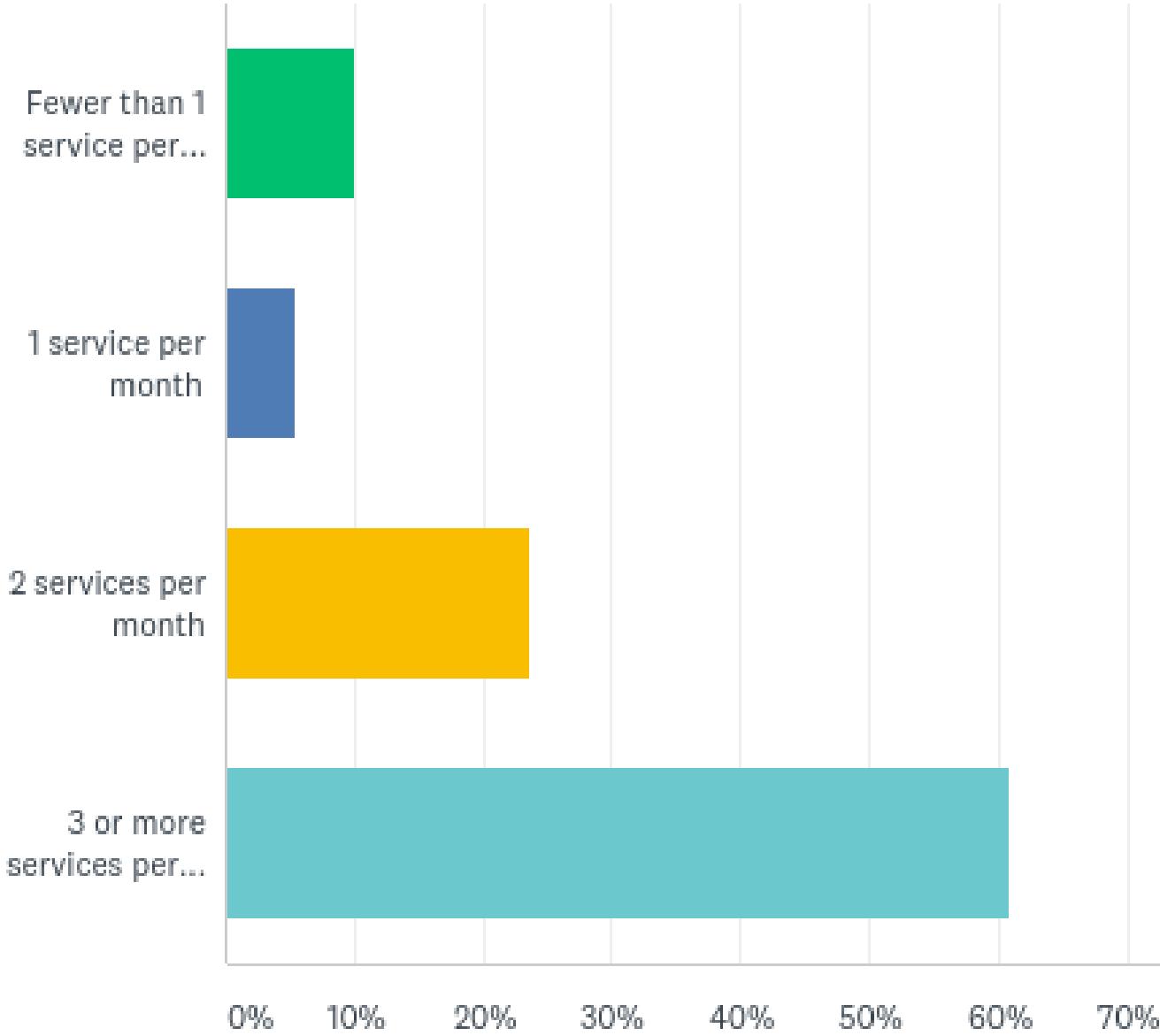
**Q3: Over the past four to six months, how would you rate your engagement in the church? Consider how often you attend service, volunteer, or attend church-related social functions.**

Answered: 109 Skipped: 1

ANSWER CHOICES	RESPONSES	
Deeply committed	32.11%	35
Involved	32.11%	35
As involved as possible	31.19%	34
Not involved at this time	4.59%	5
TOTAL		109

# Q4: Over the past four to six months, typically how often have you attended the church service on Sunday?

Answered: 110 Skipped: 0



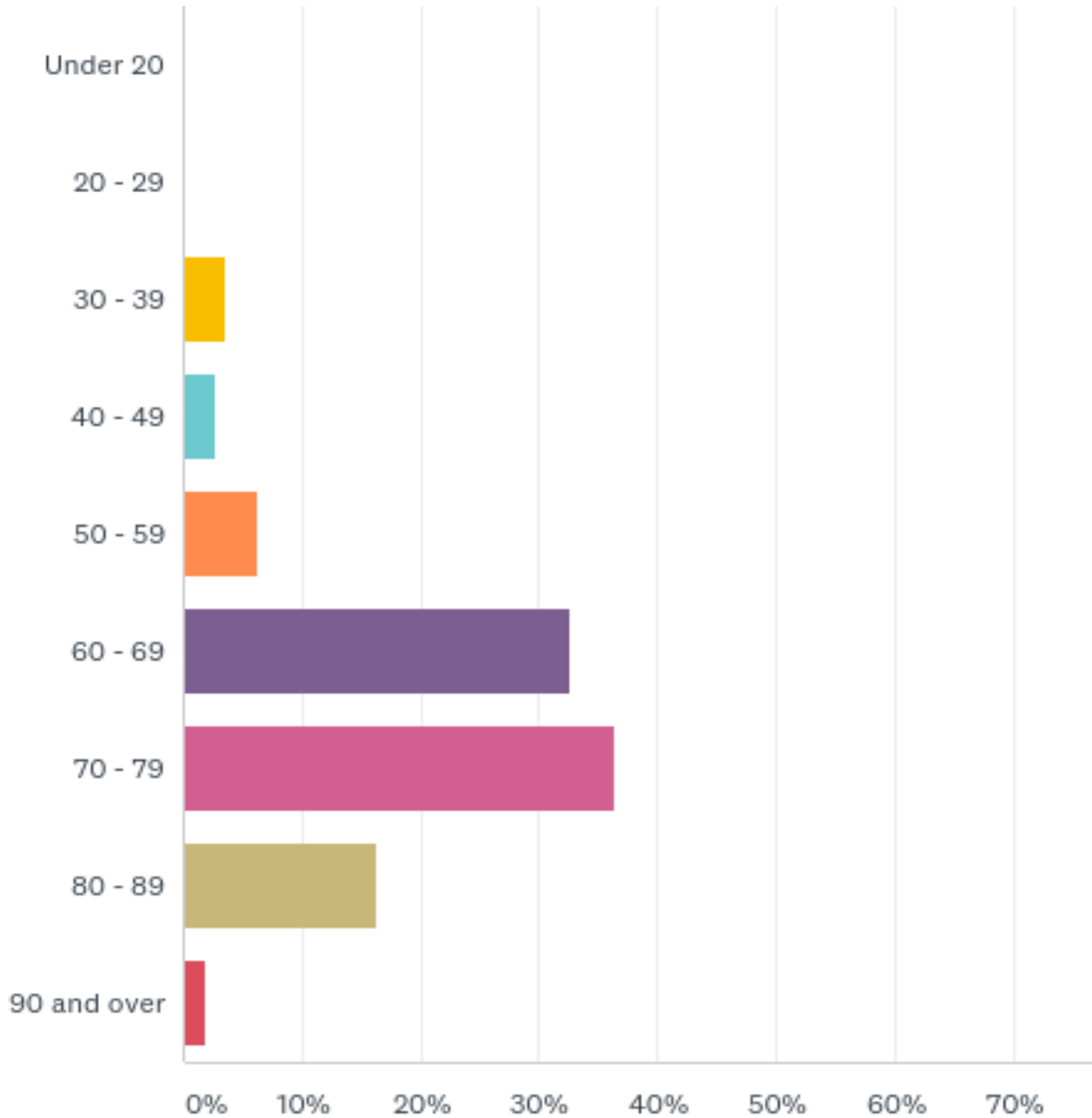
**Q4: Over the past four to six months, typically how often have you attended the church service on Sunday?**

Answered: 110    Skipped: 0

ANSWER CHOICES	RESPONSES	
Fewer than 1 service per month	10.00%	11
1 service per month	5.45%	6
2 services per month	23.64%	26
3 or more services per month	60.91%	67
TOTAL		110

## Q5: What is your age?

Answered: 110 Skipped: 0





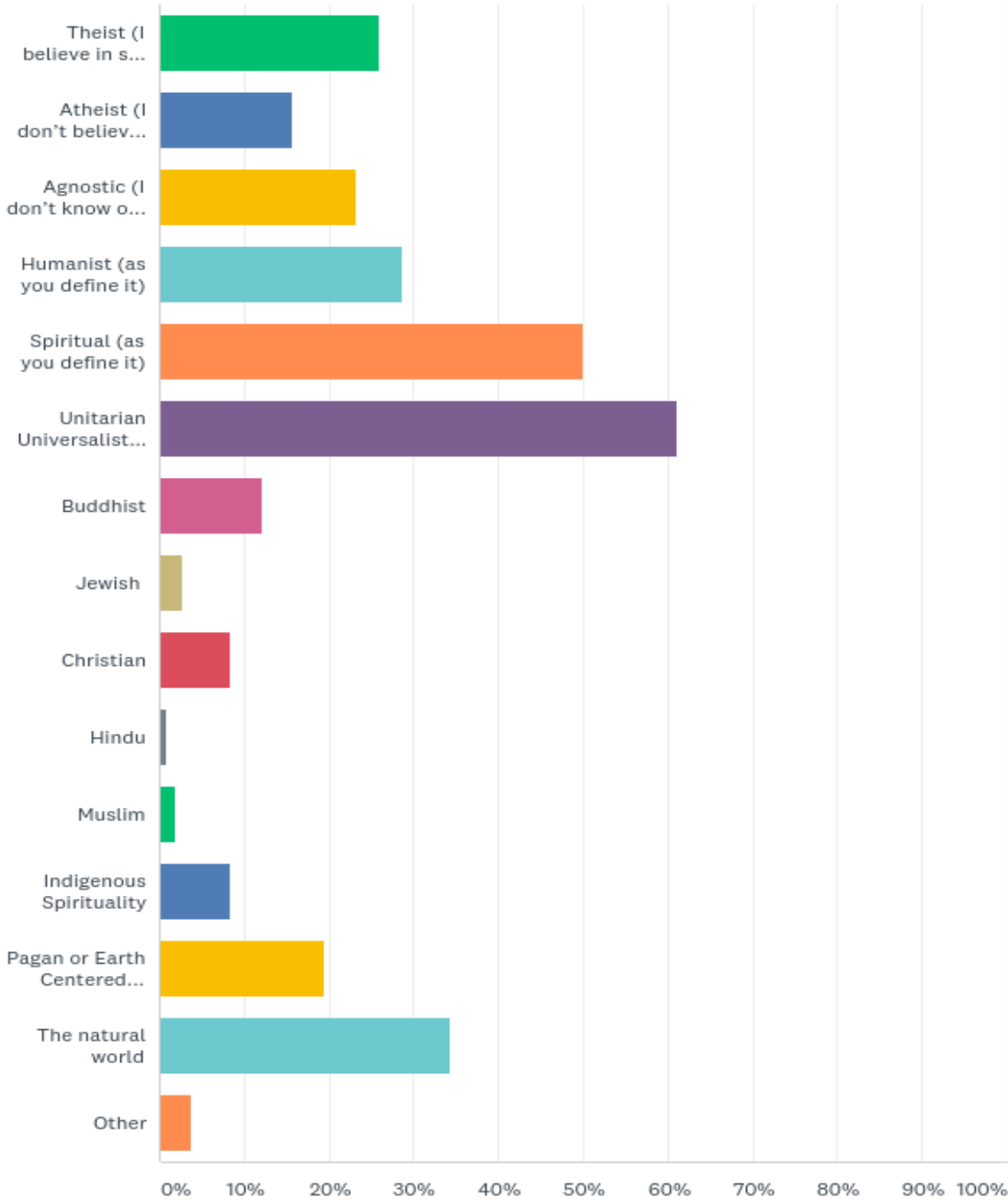
## Q5: What is your age?

Answered: 110 Skipped: 0

ANSWER CHOICES	RESPONSES	
Under 20	0.00%	0
20 - 29	0.00%	0
30 - 39	3.64%	4
40 - 49	2.73%	3
50 - 59	6.36%	7
60 - 69	32.73%	36
70 - 79	36.36%	40
80 - 89	16.36%	18
90 and over	1.82%	2
TOTAL		110

# Q6: Which of the following (if any) inform your spiritual practice? Please select all that apply.

Answered: 108 Skipped: 2



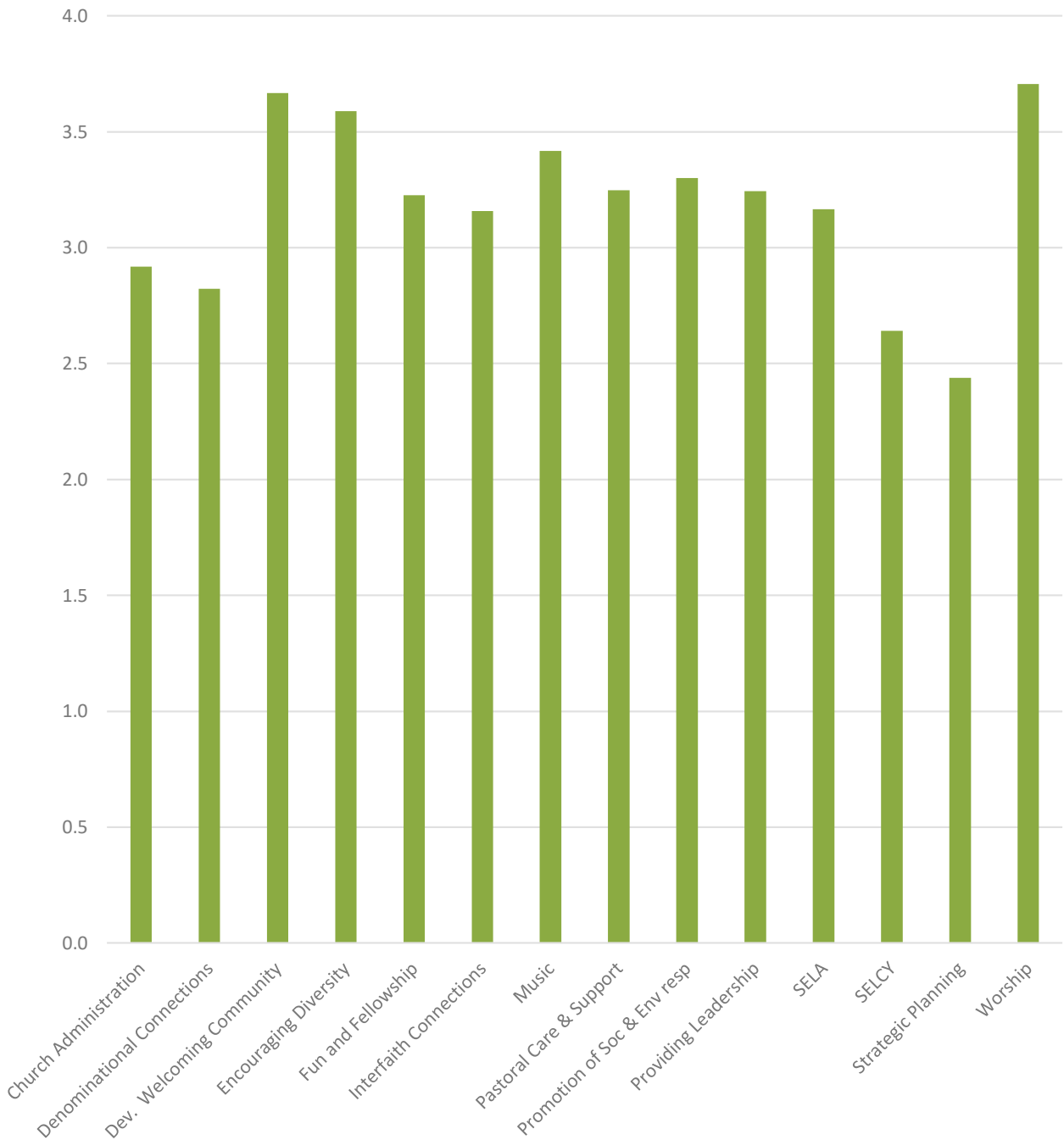
## Q6: Which of the following (if any) inform your spiritual practice? Please select all that apply.

Answered: 108 Skipped: 2

ANSWER CHOICES	RESPONSES	
Theist (I believe in some sort of god or god-force, the way I define 'god')	25.93%	28
Atheist (I don't believe in any sort of god or god-force)	15.74%	17
Agnostic (I don't know or can't know whether there is any sort of god or god-force)	23.15%	25
Humanist (as you define it)	28.70%	31
Spiritual (as you define it)	50.00%	54
Unitarian Universalist (as you define it)	61.11%	66
Buddhist	12.04%	13
Jewish	2.78%	3
Christian	8.33%	9
Hindu	0.93%	1
Muslim	1.85%	2
Indigenous Spirituality	8.33%	9
Pagan or Earth Centered traditions	19.44%	21
The natural world	34.26%	37
Other	3.70%	4
Total Respondents: 108		

# Q7: How would you rate the quality of ministry provided by Revs. Shana and Melora in the following areas?

Answered: 110 Skipped: 0



## Q7: How would you rate the quality of ministry provided by Revs. Shana and Melora in the following areas?

Answered: 110 Skipped: 0

	EXCELLENT	VERY WELL	REASONABLE	NEEDS IMPROVEMENT	DON'T KNOW*	TOTAL	WEIGHTED AVERAGE
Worship	78.43% 80	16.67% 17	2.94% 3	0.98% 1	0.98% 1	102	1.29
Developing a Welcoming Community	70.37% 76	25.93% 28	3.70% 4	0.00% 0	0.00% 0	108	1.33
Encouraging Diversity	69.16% 74	23.36% 25	5.61% 6	0.93% 1	0.93% 1	107	1.41
Pastoral Care & Support	64.76% 68	20.00% 21	2.86% 3	0.00% 0	12.38% 13	105	1.75
Music	61.11% 66	27.78% 30	6.48% 7	0.93% 1	3.70% 4	108	1.58
Providing Leadership (supporting lay leaders and helping church live its mission)	56.07% 60	30.84% 33	2.80% 3	1.87% 2	8.41% 9	107	1.76
Promotion of Social & Environmental responsibility	50.00% 55	33.64% 37	14.55% 16	0.00% 0	1.82% 2	110	1.70
Fun and Fellowship	49.06% 52	33.96% 36	11.32% 12	1.89% 2	3.77% 4	106	1.77
Spiritual Exploration and Learning for Adults	47.71% 52	35.78% 39	8.26% 9	1.83% 2	6.42% 7	109	1.83
Interfaith connections within Victoria	46.73% 50	39.25% 42	5.61% 6	0.00% 0	8.41% 9	107	1.84
Denominational Connections (Unitarian Universalist Ministers Association, Canadian Unitarian Council, Unitarian Universalist Association, etc.)	42.06% 45	35.51% 38	3.74% 4	0.00% 0	18.69% 20	107	2.18
Church Administration (Staff supervision, Communication & Publications, Canvass, Budget and Property Management)	40.00% 44	39.09% 43	6.36% 7	1.82% 2	12.73% 14	110	2.08
Spiritual Exploration and Learning for Children & Youth	40.57% 43	29.25% 31	6.60% 7	0.94% 1	22.64% 24	106	2.36
Strategic Planning	32.71% 35	31.78% 34	8.41% 9	0.93% 1	26.17% 28	107	2.56